


## V5001S Kombi-S SHUTOFF VALVE

### PRODUCT DATA



### Design

The V5001S Kombi-S consists of:

- Valve housing DN15 to DN50 with internal threads to DIN2999 (ISO7) for threaded pipe and two G1/4" internal threads for installation of two pressure test valves or one pressure test valve and one impulse tube, equipped with blind stops
- Valve insert with handwheel
- Insulation shell with DN size and Honeywell marking

### Materials

- Valve housing made of red bronze, lead content <3%
- Upper blind stop made of plastic
- Lower blind stop made of brass
- Valve insert made of brass
- Seat sealing made of rubber
- Handwheel made of plastic

### Application

The V5001S Kombi-S shutoff valve is used to shutoff pipelines in residential or commercial hydronic heating and cooling systems. It can be installed in either supply or return pipeline. When installed in supply it can also be used to connect impulse tube of a V5001P Kombi-Auto differential pressure control valve.

### Features

- Rugged, robust design
- High flowrates
- Insulation shells included
- Supports flow measurement with Honeywell SafeCon™ quick connections
- Two measuring ranges, one for standard flow, one for low flow conditions

### Specifications

<b>Medium</b>	Water or water-glycol mixture, quality to VDI 2035 (up to 50% Glycol)
<b>pH-value</b>	8...9.5
<b>Operating temperature</b>	-20...130°C (68...266°F) up to 80°C when used as shutoff valve (with plastic blind stop)
<b>Operating pressure</b>	max. 16 bar (232 psi)
<b>Flow values</b>	see table below and flow diagrams

### Valve Identification

Each valve is marked as follows:

- 'Honeywell' logo, OS-Number and DN size printed on top of handwheel
- 'Honeywell' logo, OS-Number and serial number on right side of valve housing
- DN size, inch size and PN rating on left side of valve housing
- Flow arrow on both sides of valve inlet

### Scope of Delivery

- Kombi-S shutoff valve
- Insulation shell
- Installation and setup instructions

## Function

The V5001S Kombi-S is installed in supply or return pipeline as pipeline shutoff valve.

### Installation

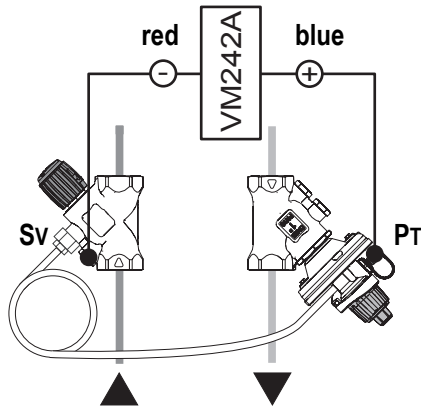
The Kombi-S was designed as partner valve for a Kombi-Auto DP control valve. It provides impulse tube connection for supply pressure signal and pressure test connection for differential pressure measuring devices if desired. Impulse tube and all fittings required to connect to a Kombi-S are supplied with the Kombi-Auto. The Kombi-Auto itself has to be ordered separately.

All valves must be installed in the right flow direction indicated by an arrow on each side of valve inlet.

### Flow and pressure measurement

The Kombi-S can optionally be equipped with a SafeCon™ quick connect pressure test valve on the back of the valve housing to allow measurements with a differential pressure measuring computer, for example Honeywell VM242 BasicMes-2. The following measurements are possible:

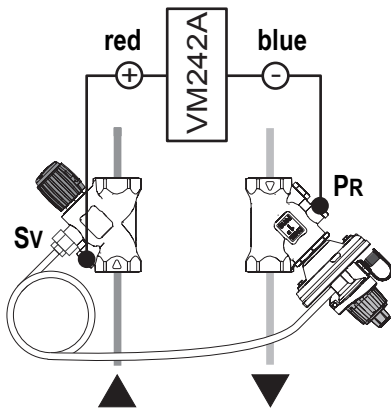
#### Flow



Requires pressure test connection in supply, e.g. Kombi-S with SafeCon™ pressure test valve

- Blue hose: connected to Kombi-Auto (P<sub>T</sub>)
- Red hose: connected to Kombi-S (S<sub>V</sub>)

#### Δp loop



Requires connection in supply, e.g. Kombi-S with SafeCon™ pressure test valve

Requires SafeCon™ pressure test valve on upper connection of Kombi-Auto valve housing

- Red hose: connected to Kombi-S (S<sub>V</sub>)
- Blue hose: connected to Kombi-Auto (P<sub>R</sub>)

SafeCon™ quick connect pressure test valves are available as accessory – see chapter 'Accessories' below. Depending on type of measurement desired they have to be fitted to the Kombi-Auto and/or Kombi-S supply valve.

The BasicMes-2 can directly connect to SafeCon™ pressure test valves for leakage free and quick measuring operations.

## Dimensions

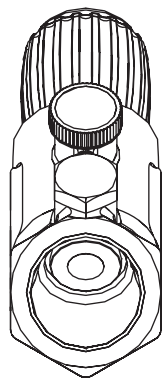
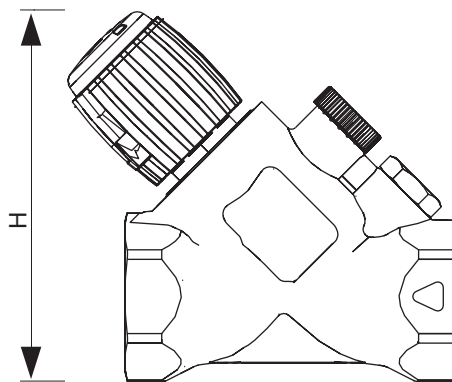


Fig. 1. Front view



H



Fig. 2. Side view

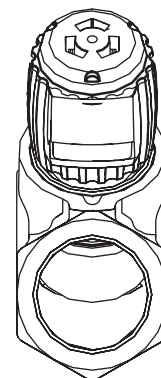


Fig. 3. Back view

Table 1. Dimensions

DN	Thread	Without insulation shell			With insulation shell			Weight
		Length	Width	Height	Length	Width	Height	
15	Rp1/2"	102	35	89	133	84	122	0.5kg
20	Rp3/4"	101	40	95	130	93	125	0.7kg
25	Rp1"	105	41	101	140	104	136	0.8kg
32	Rp1 1/4"	140	56	135	171	113	167	1.6kg
40	Rp1 1/2"	146	66	140	176	126	174	1.9kg
50	Rp2"	158	78	154	200	147	190	2.8kg

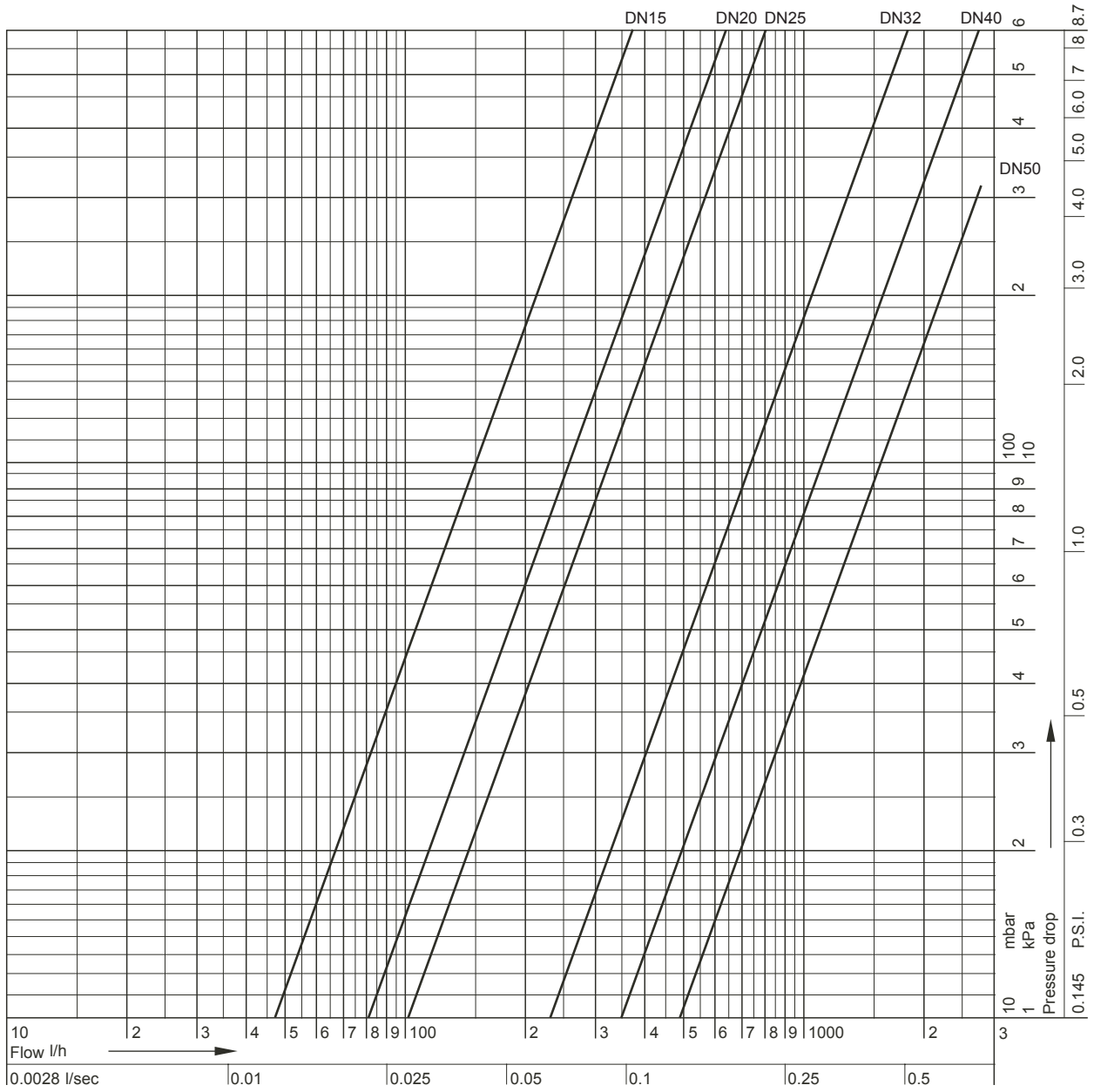
NOTE: All dimensions in mm unless stated otherwise.

## Ordering Information

Table 2. Available versions and OS-Nos (OS=Ordering Specification)

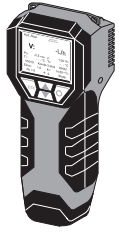
Order text	DN size	Thread	k <sub>vs</sub> (C <sub>vs</sub> )-value	OS-No.
V5001P Kombi-S with internal threads to DIN2999 (ISO7)	DN15	Rp1/2"	4.7	V5001SY2015
	DN20	Rp3/4"	8.1	V5001SY2020
	DN25	Rp1"	10.7	V5001SY2025
	DN32	Rp1 1/4"	23.3	V5001SY2032
	DN40	Rp1 1/2"	35.3	V5001SY2040
	DN50	Rp2"	48.8	V5001SY2050

# Flow Diagram



## Accessories

### VM242A BasicMes-2 handheld measuring computer



For all sizes. Computer is supplied with case and accessories  
VM242A0101

### Spare set of 2 pressure test cocks G1/4"



For all sizes  
VS2600C001

### Shutoff valve for impulse tube



For all sizes  
VS5501A008

### Draining valve



For all sizes  
VA3401A008

## Spare parts

### Replacement inserts

For valves DN15	V5001SZ2015
For valves DN20	V5001SZ2020
For valves DN25	V5001SZ2025
For valves DN32	V5001SZ2032
For valves DN40	V5001SZ2040
For valves DN50	V5001SZ2050

### Insulation shells



For valves DN15	VA2510D015
For valves DN20	VA2510D020
For valves DN25	VA2510D025
For valves DN32	VA2510D032
For valves DN40	VA2510D040
For valves DN50	VA2510D050

## Application Examples




Fig. 4.

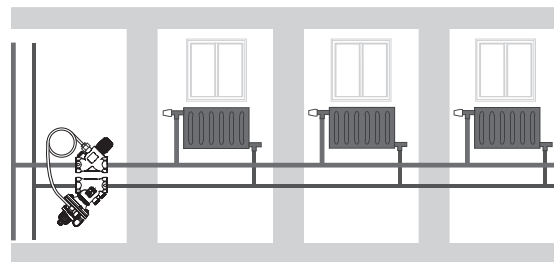


Fig. 5.

For more information on Honeywell Balancing and Pipeline Valves see [www.honeywell-valvesizing.com](http://www.honeywell-valvesizing.com).

**Environmental and Combustion Controls**

Honeywell GmbH

Hardhofweg

74821 Mosbach, Germany

Phone: +49 (6261) 810

Fax: +49 (6261) 81393

[www.honeywell.com](http://www.honeywell.com)

EN0H-2326GE25 R0911  
September 2011

© 2011 Honeywell International Inc.  
Subject to change without notice

Manufactured for and on behalf of the Environmental and Combustion  
Controls Division of Honeywell Technologies Sàrl, Z.A. La Pièce 16,  
1180 Rolle, Switzerland or its Authorized Representative.

**Honeywell**